

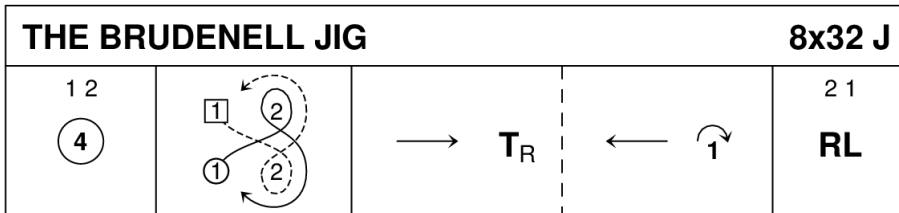
GAY GORDONS (M16) Round the Room

Round the room dance, Couples facing anticlockwise around room

- 1- 4 All in Allemande hold walk forward 4 steps, all turn about and walk backwards (same direction) 4 steps
- 5- 8 Repeat clockwise
- 9-16 All Men set as Ladies dance under Man's right arm, all polka round the room

THE BRUDENELL JIG (J8x32) 2C (4C set) Brenda Burnell Leeds Anniv Book

- 1- 8 1s+2s circle 4H round and back
- 9-16 1s dance Fig of 8 round 2s
- 17-24 1s lead down for 2 bars, turn RH, lead up and cast to 2nd places
- 25-32 2s+1s dance R&L

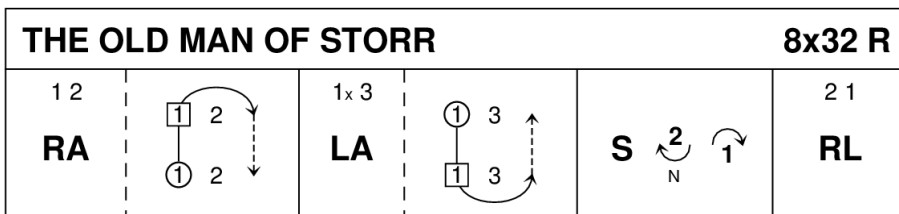


Brenda Burnell, RSCDS Graded Book 2.3

2C/4C longwise set.

THE OLD MAN OF STORR (R8x32) 3C (4C set) Roy Goldring SCDs For Children

- 1- 8 1s+2s dance RH across, 1L followed by partner casts 1 place and 1L crosses to 2nd place opposite sides
- 9-16 1s+3s dance LH across, 1L followed by partner casts down 1 place and 1L crosses to 3rd place own side
- 17-24 1s set, dance up to top and cast to 2nd place
- 25-32 2s+1s R&L

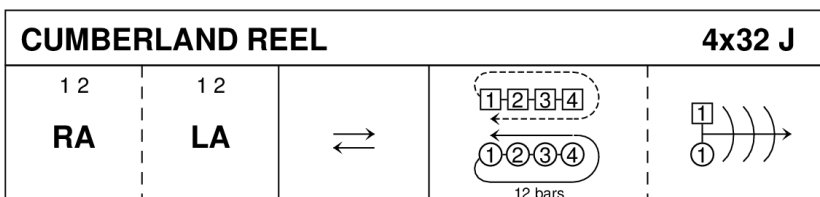


Roy Goldring, 1980, RSCDS Childrens Book .6

3C/4C longwise set.

CUMBERLAND REEL (J4x32) 4C set RSCDS Bk 1

- 1- 8 1s+2s dance RH across and LH across back to places
- 9-16 1s lead down the middle and back
- 17-32 1s followed by 2s+3s+4s cast down on own sides and lead back up to top, 1s lead down to bottom under arches made by 2s+3s+4s



(unknown), RSCDS Book 1

4C/4C longwise set

REEL FOR CHOCOLATE BOURBONS (R4x32) Alice Reddie, RSCDS Dunfermline Children's Class

- 1-8 First couple dance in front of 2nd couple, behind 3rd couple, in front of 4th couple and dance behind their lines up to place.
- 9-16 1st and 2nd couples cross with right hands and cast off 2 places behind the 3rd and 4th

couples, cross left hands and cast back to place.

17-24 1st, 2nd and 3rd couples set for four bars. First couple cast off for four steps to the bottom and everybody else steps up.

25-32 2nd, 3rd, 4th and 1st couples dance a circle round and back.

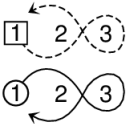
LADY C BRUCE'S REEL (R8x32) 3C (4C set) MMM 1

1- 8 1s dance Fig of 8 on own sides round 2s+3s dancing between 2s to start

9-16 1s+2s+3s circle 6H round and back

17-24 1s+2s+3s Promenade and end with 1s+2s in centre for Allemande

25-32 1s+2s dance Allemande

LADY C. BRUCE'S REEL		8x32 R	
	1 2 3 ⑥	1 2 3 PROM	1 2 A

Ladies' Companion, 1801, RSCDS MMM 1.25

3C/4C longwise set.

THE DASHING WHITE SERGEANT (R32) Round The Room RSCDS Book 3

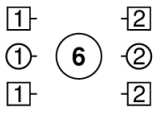

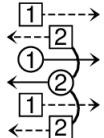
Round the room dance, 3 facing 3

1- 8 All circle 6H round and back

9-16 Centre dancer sets and turns 2H person on right, sets and turns 2H person on left (popular variation - turn person on right RH, turn person on left LH)

17-24 All dance reels of 3 with centre dancer passing LSh with person on right (popular variation - RSh to person on right)

25-32 All Adv&Ret, advance to meet next group of 3 dancers (1 group of 3 passing under arches made by opposite group)

DASHING WHITE SERGEANT				32 R	
	1 ② ① ② ST_B ① 2	① 2 ① ② ST_B 1 ②			

RSCDS Book 3.2

2T Progressive.

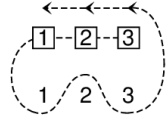
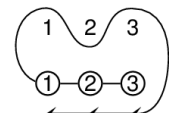
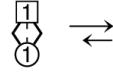
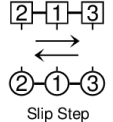
THE FLYING SCOTSMAN (J4x32) 3C (4C Set) H Thurston 16 SCDs

1- 8 1L followed by 2L+3L cross, cast behind 1M, in front of 2M, behind 3M, cross and dance up to places

9-16 1M followed by 2M+3M repeat around Ladies

17-2 1s slip step down the middle and up to 4th place

25-32 All slip step down and back. 2314

THE FLYING SCOTSMAN			8x32 J	
				

Hugh Thurston, 16 SCDs

3C/4C longwise set.

THE APPLE CORE REEL (R8X32) 2C (4C set) George Watson's College

1-8 1s cast down behind own lines, turning out cast back to top

9-16 1s+2s dance RH across and LH back

17-24 1st couple turn by the right and cast off one place and turn by the left

25-32 1s+2s set and circle 4H round to the left halfway, and then set and circle 4H round to the left back to place

2020 COMPETITION WINNER

STEP INTO SPRING (R8x32) 3C (4C set) Selkirk Children’s Class

- 1- 8 1s + 2s turn RH + LH
- 9-16 1s + 2s dance RH across and LH back
- 17-24 1s lead down the middle and back
- 25-32 1s + 2s dance Allemande

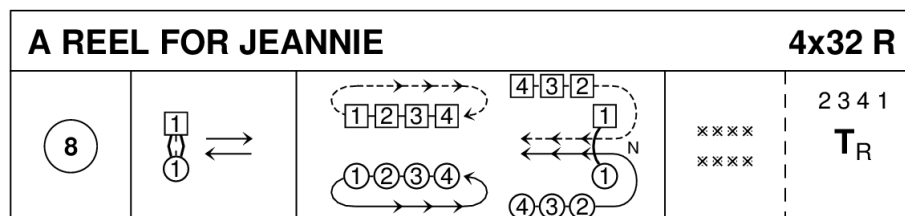
THE CHOO CHOO JIG (J4x48) 4C (4C set)

Euan Fyffe and Cameron Campbell, George Watson's College

- 1- 8 1s + 2s R&L
- 9-16 Four person trains - All four couples chase anticlockwise all the way round the set and back to places
- 17-24 Two person trains - First lady followed by the second lady dance anticlockwise around the set while at the same time the fourth man followed by the third man dance anticlockwise around the set and all back to places and dance straight into...
- 26-32 Wheels 1s & 2s, 3s & 4s dance RH across and LH across back to places
- 33-40 Down and back 1s slip step down the middle and up to 4th place
- 41-48 Grand circle - All circle 8H round and back

A REEL FOR JEANNIE (R4x32) 4C set Fife Council RSCDS Book 40

- 1- 8 All circle 8H round and back
- 9-16 1s slip step down the middle and back
- 17-24 1s followed by 2s, 3s and 4s cast to bottom, 1s make an arch as 2s, 3s and 4s dance under
- 25-32 2s+3s+4s+1s clap 8 times and turn partners RH once round



Fife Council, 1996, RSCDS Book 40.1

4C/4C longwise set.

Are You Sure It's A Square

48 bar Jig for four couples in a square set

Bars	Description
1 - 8	1st couple followed by 2nd, 3rd and 4th couples, joining hands in promenade hold, dance anti-clockwise round to 3rd position and dance up the centre to form a longwise set.
9 - 12	1st couple set and cast off one place. 2nd couple step up on bars 11 - 12.
13 - 16	1st couple dance an Allemande turn to the right (Note).
17 - 20	2nd and 3rd couples, set advancing, joining hands in balance in line position, and retire.
21 - 24	1st and 4th couples, set advancing, joining hands in balance in line position, and retire
25 - 29	1st couple, giving right hands, turn and cast off two places. 3rd and 4th couples step up on bars 28 - 29.
29 - 32	All four couples, giving right hand, turn once round and finish facing the top in promenade hold.
33 - 40	2nd couple followed by 3rd, 4th and 1st couples, joining hands in promenade hold, dance anti-clockwise round to reform the square set with 2nd couple finishing in top place, and all having progressed one place.
41 - 48	All four couples dance eight hands round and back.

Repeat, from new positions.

Devised by Gabrielle Tuffy, age 11
RSCDS Dunfermline Children's Class

Note: Allemande turns – Dancers advance towards each other and, giving right hands, the woman dances under the man's arm and curves out to place whilst the man retires